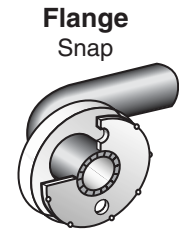
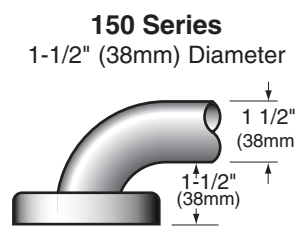
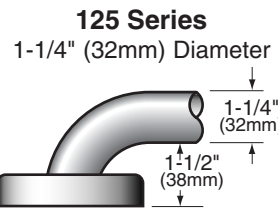
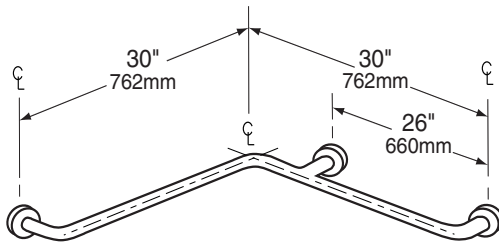


OPTIONS:

- T for non-slip safety-textured grip
- Custom sizes available



CONSTRUCTION:

Tubing - fabricated of type 304 18-gauge (1.24mm) stainless steel. Exposed surfaces polished to a #4 satin-finish.

Snap Flange - mounting plate is 11-gauge (3mm) type 304 stainless steel, 3" (76mm) in diameter and welded to bar. Snap flange cover plate escutcheon, which is decorative only, is 22-gauge (0.8mm) type 304 stainless steel. Mounting plates and center posts are welded to tubing.

MOUNTING:

Clearance is distance between finished wall surface and inner edge of tubing. Standard clearance furnished is 1-1/2" (38mm). Required mounting height is 33" to 36" (838 to 914mm) from center-line of grab bar to finish floor. Screws (not furnished).

SPECIFICATIONS:

Grab bars have been designed and tested to withstand 1300 lbs. downward pull when properly installed. This exceeds HUD, HEW, FHA, VA, and other Federal, State, and local codes, including the Americans with Disabilities Act (ADA). Dimensions are measured from center-line to center-line of tubing.

NOTES:

Custom made grab bars are available upon request. Custom made indoor or outdoor railing systems in 1-1/4" and 1-1/2" diameters are also available.

Horizontal Shower Grab Bar shall be Model -45 (insert series _____) of Gamco Commercial Restroom Accessories, A Division of Bobrick, One Gamco Place, Durant, OK 74701-1910, Tel: 1-800-451-5766, Web: www.GAMCOUSA.com