

Features

- Vitreous china.
- Two-piece toilet.
- Comfort Height® round-front bowl.
- AquaPiston® flushing system.
- Includes left-hand polished chrome trip lever.
- 1.28 gpf (4.8 lpf).
- 2-1/8" (54 mm) fully glazed trapway.
- 12" (305 mm) rough-in.
- Less seat and supply.
- 11-1/2" (292 mm) x 9-1/4" (235 mm) water area.
- 27-1/4" (692 mm) x 17-5/8" (448 mm) x 30-1/2" (775 mm).
- Floor mount / Floor outlet.

Recommended Accessories

K-7637 Angle Supply with Stop (single)

Optional Accessories

K-9466-L Left-hand Trip Lever

K-9470-L Left-hand Trip Lever

Components

Product includes:

K-4347 Comfort Height® Round-front Bowl

K-4166 Toilet Tank

Additional included component/s: Tank cover, Trip lever, Bolt cap accessory pack, and Tank accessory pack.



Codes/Standards

ASME A112.19.2/CSA B45.1

DOE - Energy Policy Act 1992








EPA WaterSense®

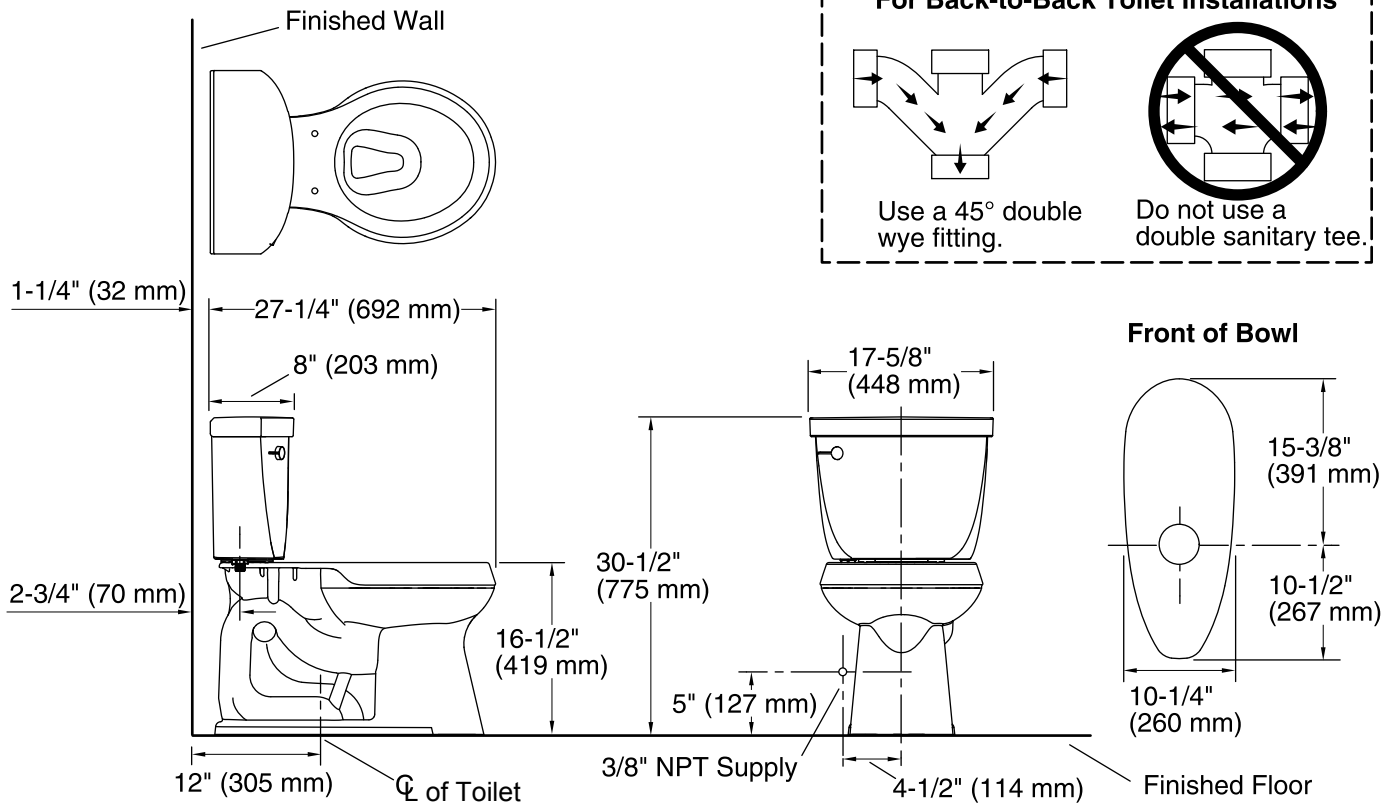
KOHLER® One-Year Limited Warranty

See website for detailed warranty information.

Available Color/Finishes

Color tiles intended for reference only.

Color	Code	Description
	0	White
	96	Biscuit
	47	Almond
	NY	Dune
	95	Ice™ Grey
	G9	Sandbar
	7	Black Black™



Technical Information

All product dimensions are nominal.

Toilet type:	Two-piece
Bowl shape:	Round front
Flush type:	AquaPiston
Trap passageway:	2-1/8" (54 mm)
Water Consumption	
Full:	1.28 gpf (4.8 lpf)
Water surface size:	11" x 9-1/4" (279 mm x 235 mm)
Rim to water surface:	5-1/4" (133 mm)
Rough-in:	10" (254 mm)
Seat-mounting holes:	5-1/2" (140 mm)

Notes

Install this product according to the installation guide.

For back-to-back toilet installations: Use only a 45° double wye fitting.